

Thriving for transparency in development support

International Forum on Total Official Support for Sustainable Development (IFT) and TOSSD 2022 figures

Presentation at the ECOSOC 2024 FfD Forum, 23 April 2024
Julia Benn, Head of IFT Secretariat (Julia.benn@tossd.org)

TOSSD Secretariat
International Forum on TOSSD (IFT)

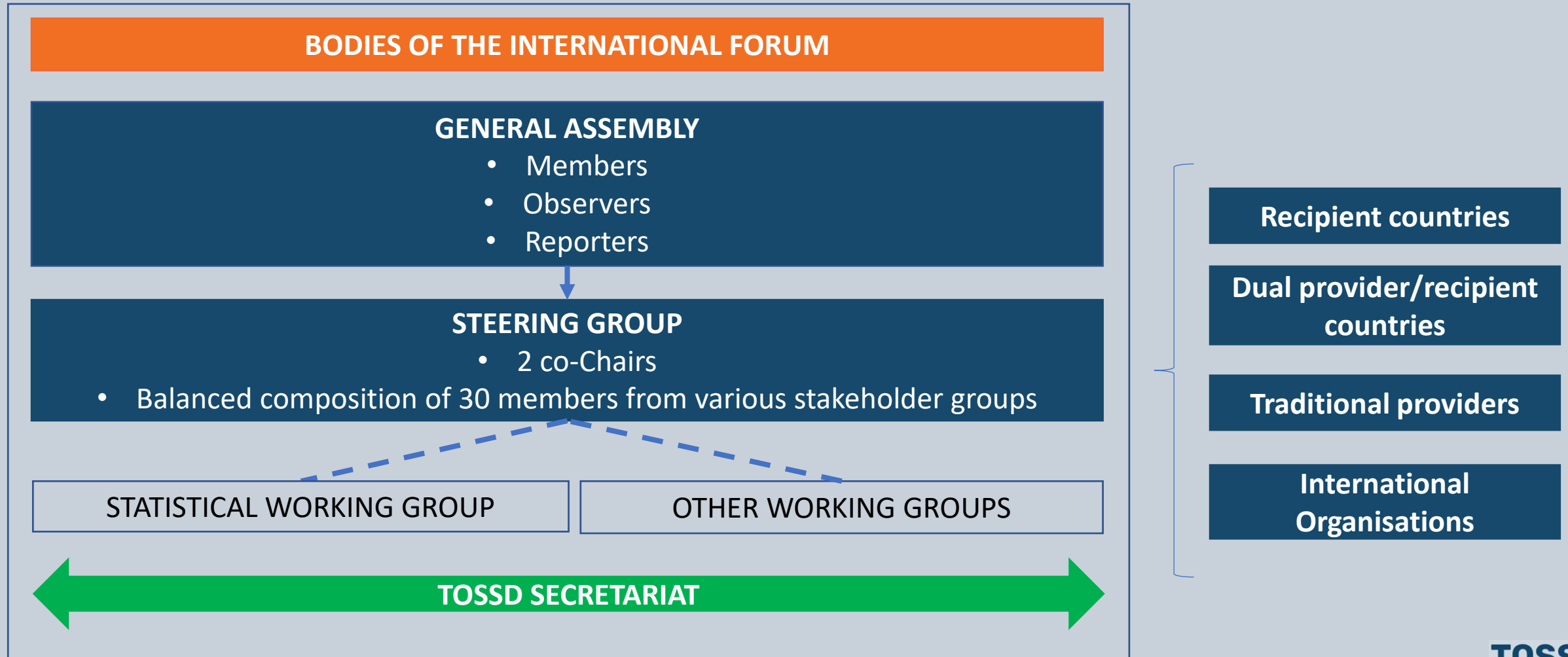
Organisation for Economic Co-operation and Development (OECD)



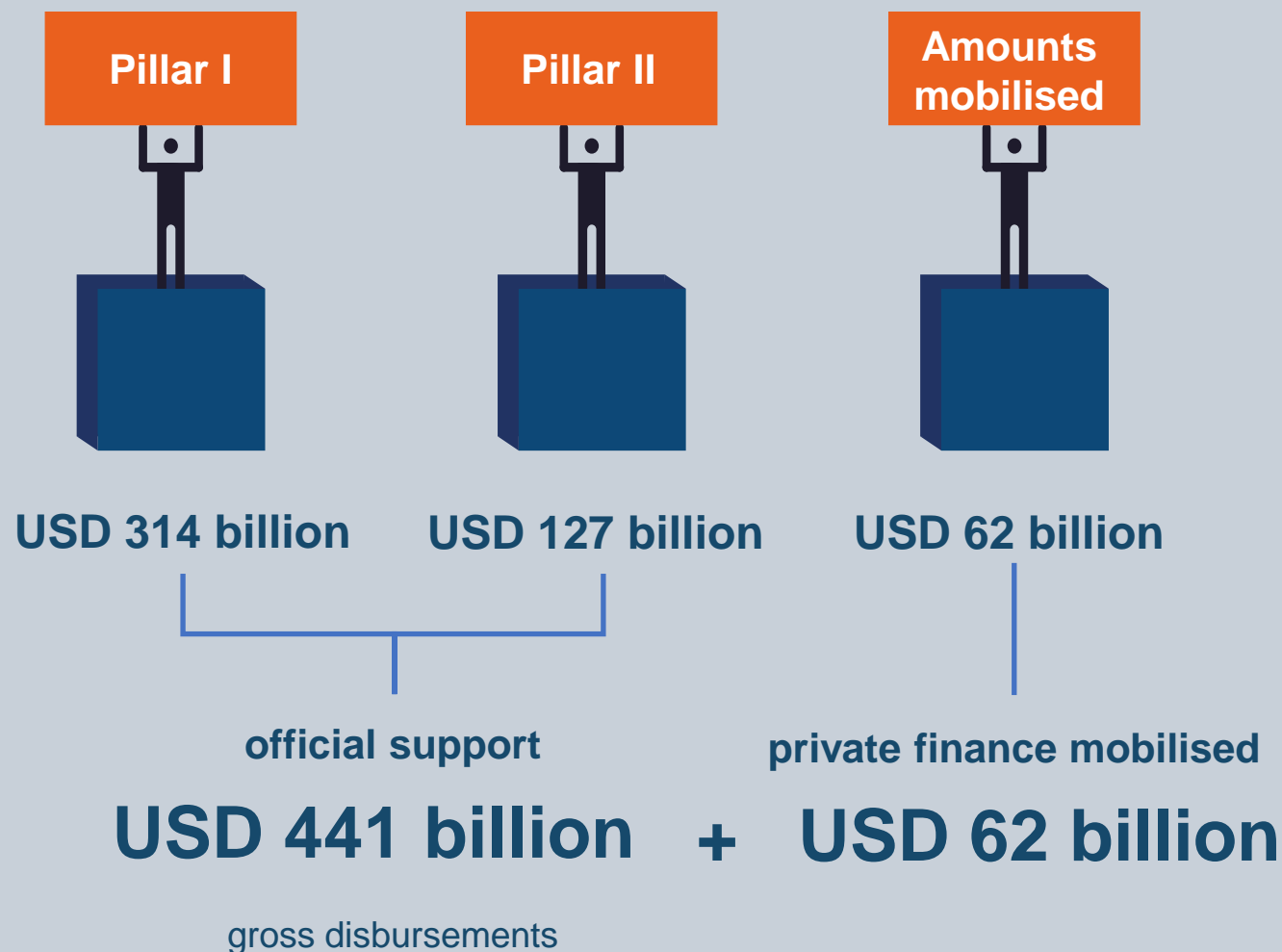
Outline

1. International Forum on TOSSD (IFT)
2. TOSSD figures for 2022, response rate and key improvements
3. TOSSD data submitted to SDG indicator 17.3.1.
4. Key areas of work ahead

International Forum on TOSSD: a game changer in measuring development support



TOSSD figures for 2022



The figures include

- USD 96 billion of estimated data gaps derived from CRS for non-respondents (included only at aggregated level)

The figures do not include

- EIB pillar 2 activities for USD 22 billion, reported on a commitment basis (included in the downloadable dataset on tossd.online)

2021 TOSSD: USD 395 billion

The fourth TOSSD data collection saw an important expansion

121 Respondents

of which...

57 bilateral providers

64 Multilateral organisations

Including UN entities, MDBs and regional organisations

First-time data from 13 providers

- Asian Forest Cooperation Organisation
- Bulgaria
- CGIAR
- Czechia
- Dominican Republic
- Ecuador
- International Centre for Genetic Engineering and Biotechnology
- Israel
- Organisation of American States
- Palestinian Agency of International Cooperation
- Uruguay
- World Organisation for Animal Health
- Germany (for SDG indicator 17.3.1 only)



Key improvements compared to 2021



Total TOSSD Pillar I disbursements (cross-border flows) increased by USD 9.8 billion.

Increase is in part driven by multilateral development banks.



+138,000 additional activities, most of which fall under Pillar II.

Represents + USD 81 billion in official support compared to OECD statistics on development finance.



Improved sustainability assessment and data quality

- Improved SDG coverage
- Metadata on ESS
- Keywords on gender, refugee/IDP situations, pandemic preparedness, transnational benefits.



Pillar I – More transparency to recipient countries

➤ TOSSD considerably extended the availability of information on support to Lebanon.

769 additional activities reported

+ 105% of the flows reported compared to OECD CRS data.

**CRS:
USD 1.2 bn.**

**TOSSD:
USD 2.5 bn.**

Examples of additional activities

South-South co-operation:

- Food donation by Brazil

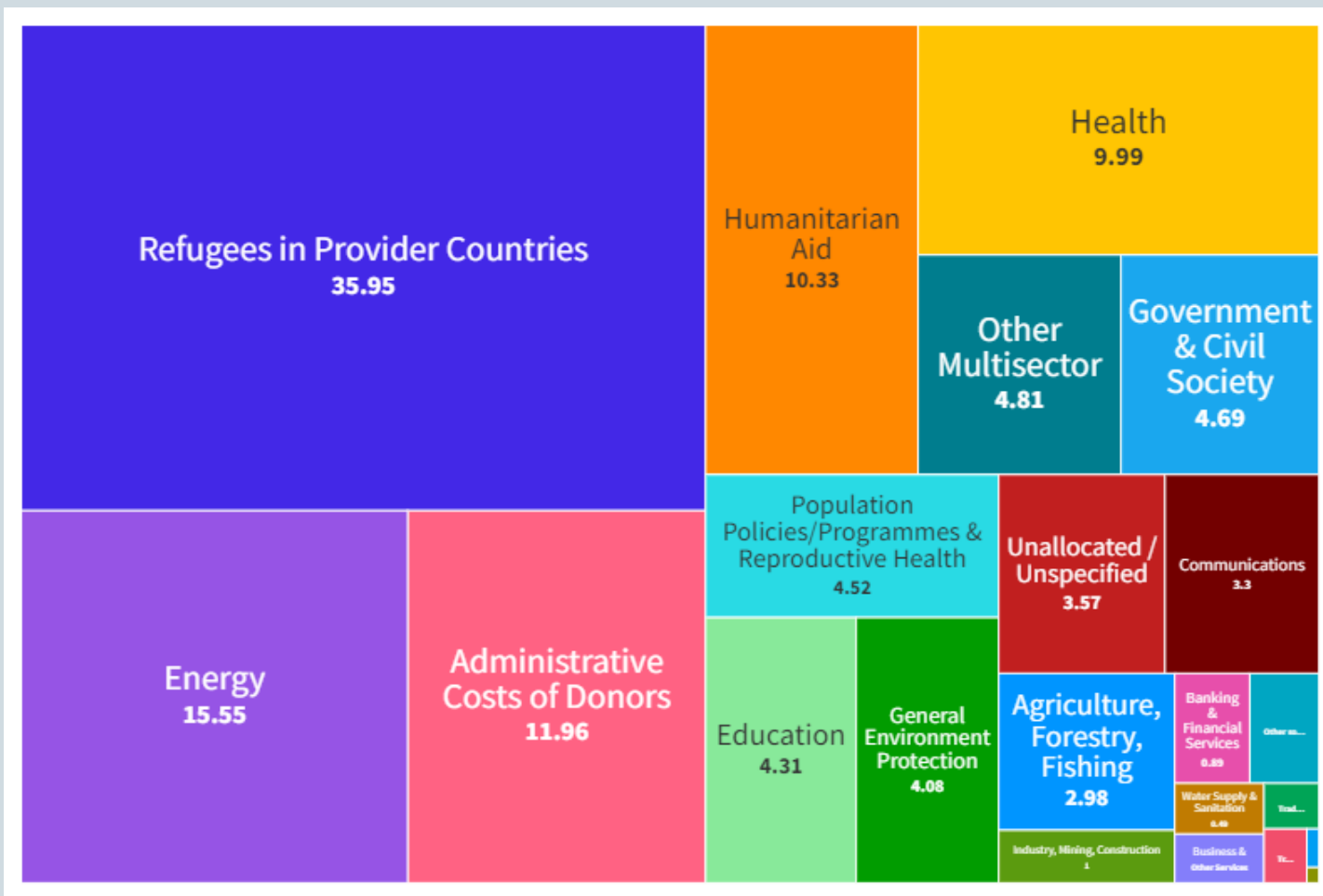
Activities beyond ODA for DAC members:

- Defence & Public Order and Safety activities by Australia
- Recovery of Radiation Detection Capabilities at the Port of Beirut by Canada
- Strengthening Education Policy in Lebanon by France

Non-core resources by multilateral organisations:

- Responses to health emergencies by WHO
- Women's participation in Leadership by UN inter-agency pooled funds.
- Strengthening the resilience of Nature Reserves by UNDP

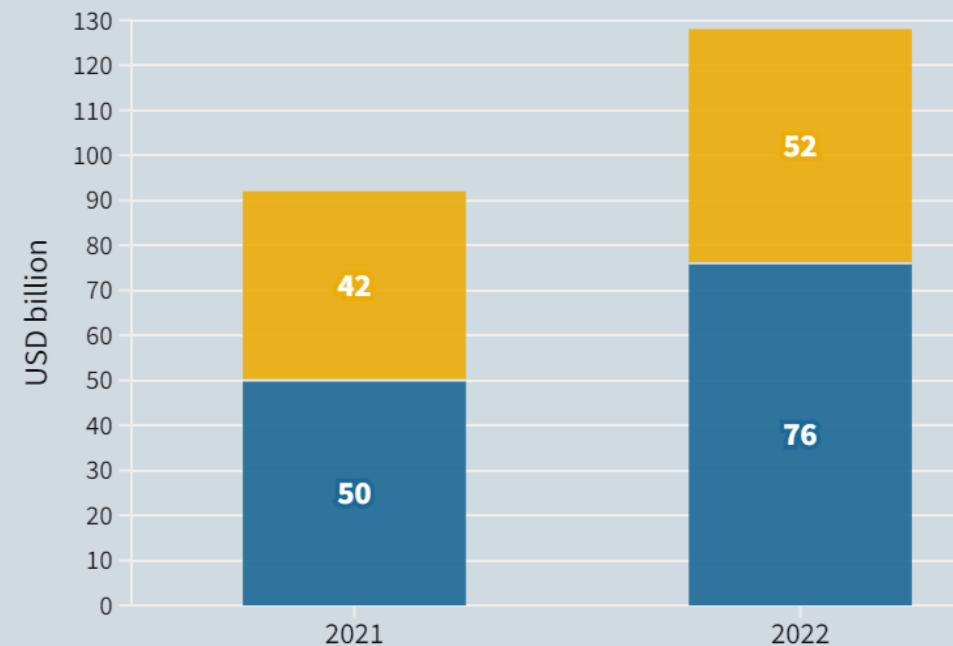
Funding for international public goods and global challenges



* Excluding core contributions to multilateral organisations

40% of this financing (disbursements) is additional *

■ Reported in CRS ■ Additional in TOSSD



*Compared to OECD statistics on development finance (CRS) Gross disbursements, USD billion, 2022 constant prices

South-South and Triangular co-operation reported to TOSSD

SSC

19 reporters^(*)

8 123 activities

(+27,000 activities reported in 2019-2022)

TrC

22 reporters

1 276 activities

(+4,400 activities reported in 2019- 2022)

(*)Arab Bank for Economic Development in Africa, Brazil, Central American Bank for Economic Integration, Chile, Costa Rica, Development Bank of Latin America, Dominican Republic, Ecuador, IFAD, Indonesia, Islamic Development Bank, Kazakhstan, Mexico, Nigeria, OPEC Fund for International Development, Peru, Thailand, Türkiye and Uruguay.

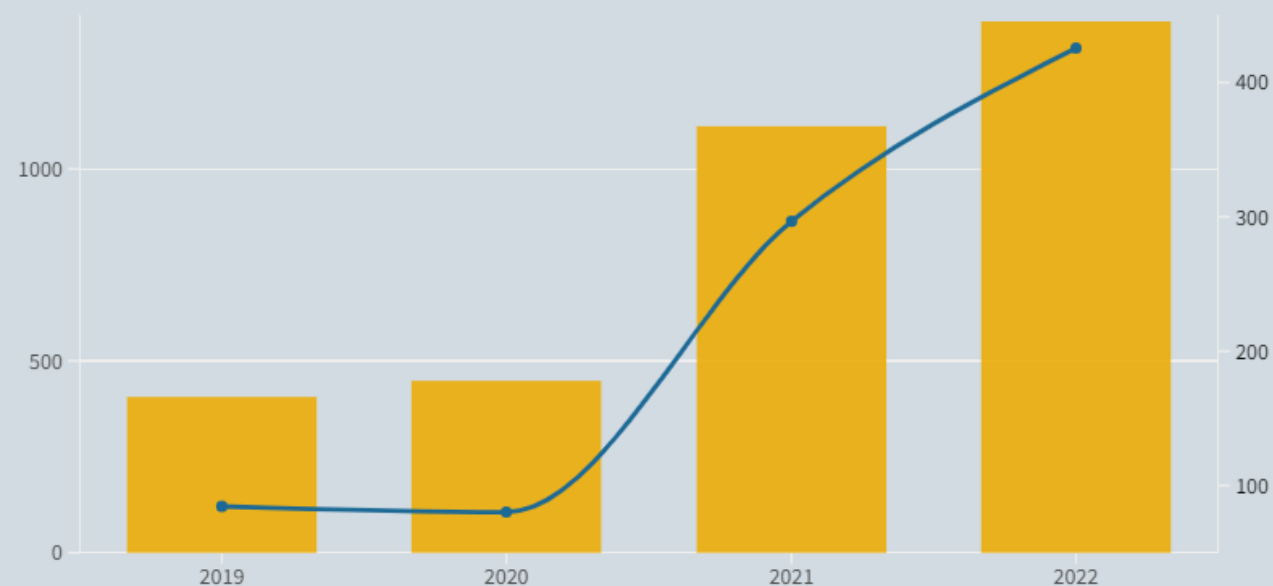
Triangular co-operation in TOSSD, 2019-2022

Gross disbursements, 2022 constant prices

■ Volume (USD million) ■ Number of activities

Number of activities

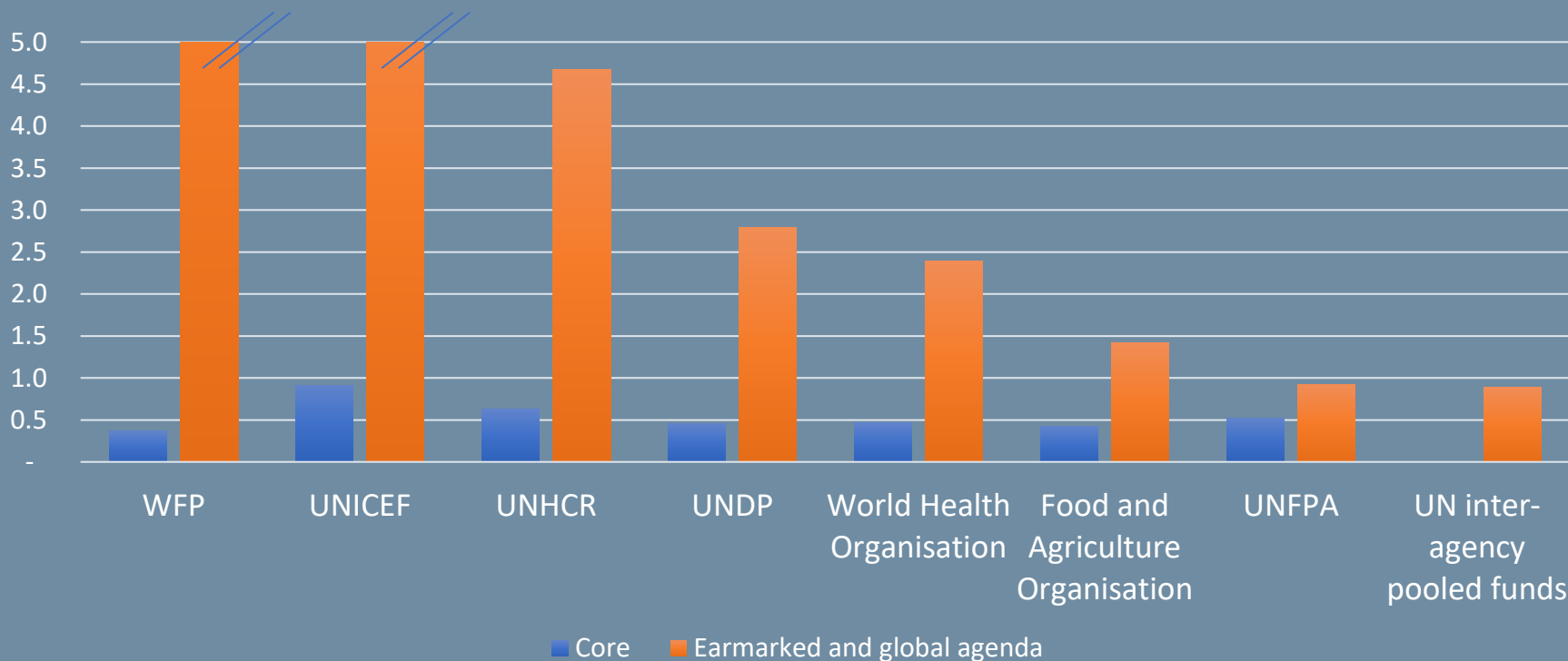
Volume (USD million)



TOSSD offers more details on multilateral contributions

Multilateral institutions report in TOSSD activities funded with both core and non-core contributions

UN entities: new data and additional details on non-core resources (USD 36 billion)



MDBs: new data and additional details on spending from trust funds

+154 Trust Funds
+ 1336 activities

Mobilised private finance

Top 10 beneficiary countries accounted for 48.7% of the total

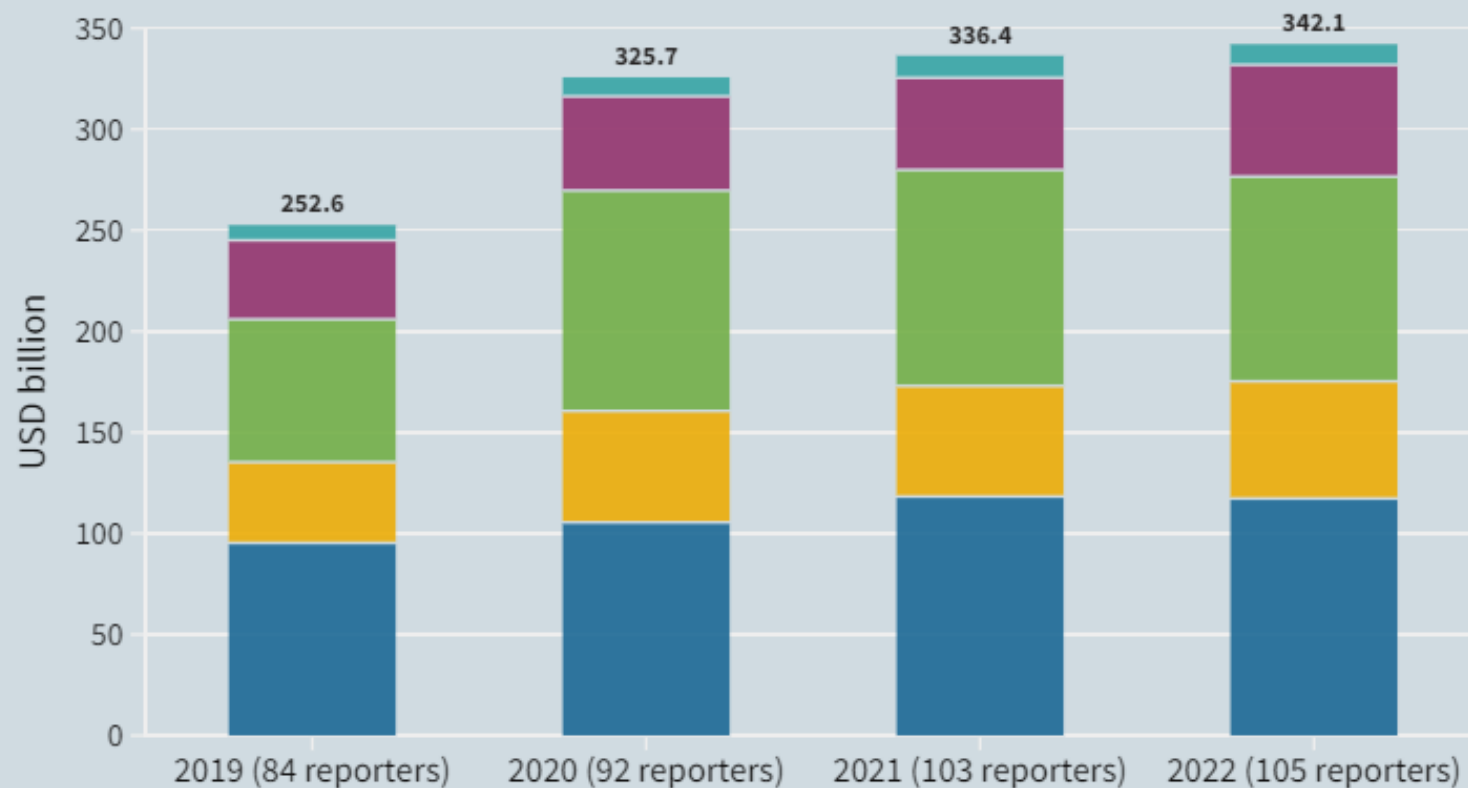


TOSSD data submitted to SDG indicator 17.3.1

Financial resources for developing countries from multiple sources, 2019-2022

USD billion, current prices

- Grants (17.3.1.a)
- Concessional loans (17.3.1.b)
- Non-concessional loans (17.3.1.c)
- Mobilised private finance (17.3.1.e)
- Private grants (17.3.1.f)



Key areas of work ahead

Data collection

Data gaps for some multilateral institutions (e.g. EBRD, World Bank) and some countries (both traditional and SSC providers).

Reporting guidance

Work to better delineate TOSSD Pillar II is ongoing.

Transparency

Need to improve presentation of mobilised private finance (activity-level data currently published only for a few providers; semi-aggregate data weaken the narrative of TOSSD as a transparency tool on sustainable development finance flows).

Data review mechanism

Operationalise a mechanism of TOSSD data review by recipient countries.



Thank You

Should you have any question, please send an email to
Marisa.Berbegalibanez@tossd.org or Camilo.gambagamba@tossd.org



Co-funded by the
European Union

www.tossd.org – www.tossd.online

